

GETTING TO KNOW SANIFLO

A guide to selecting the ideal Saniflo unit for your needs.

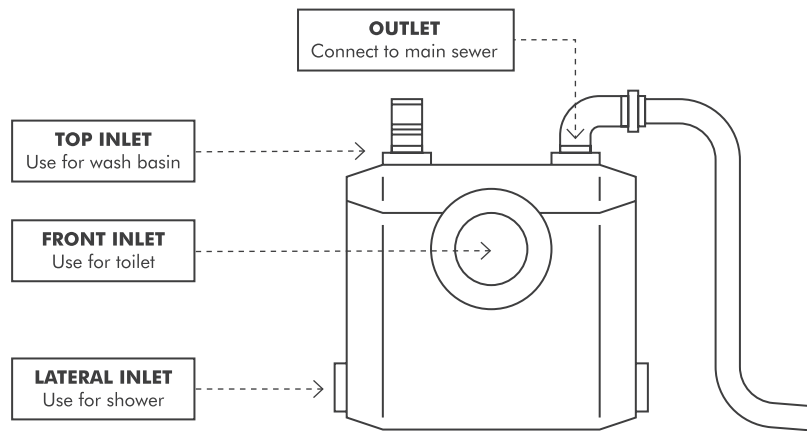
2 YEAR WARRANTY



WHAT DOES SANIFLO® DO?

With quiet, powerful macerators and pumps, Saniflo transports waste water from the toilet up into the ceiling, or all the way over to the main sewer. The macerator blade makes it possible to use thin and subtle piping, whereas the pumping system makes it possible to get rid of usual gravity requirements for drainage.

With Saniflo, problems faced when adding new bathrooms to existing structures are a thing of the past. Saniflo has a product for every need.



SANIFLO® IS AN IDEAL SOLUTION WHERE:



THE USE OF CONVENTIONAL GRAVITY DRAINING IS IMPOSSIBLE.

This problem emerges when a required bathroom or other wet area is lower than the drain point, or when the drain point is too far away.



MAJOR CONSTRUCTION, TRENCHING AND TILING IS NEEDED.

With Saniflo, no major construction is needed, no digging or trenching is needed, and no retiling is needed.



THE COST TO RENOVATE IS TOO HIGH.

With Saniflo's ease of installation and use, costs are kept low in all scenarios, and time is saved in the labour process.

SELECTING THE APPROPRIATE UNIT

1

Check the nature and number of bathroom or kitchen items (toilets, showers, basins, sinks) that the Saniflo product will have to service.

2

Check the distance between the bathroom and the nearest drain point.

3

Check the future type of use. Will it be for private use, or will it be for professional use? Will it be used for grey water or black water?



RESIDENTIAL

GREY WATER

Waste water from sinks, showers, washing machines & dishwashers, coffee stations & steam ovens.




SANIVITE®



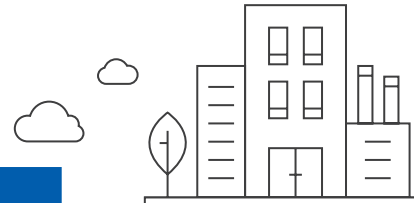
SANISHOWER® FLAT



SANISHOWER®



SANIFLOOR®



COMMERCIAL



SANICOM® 1



SANISPEED®

BLACK WATER

Waste water containing human waste typically coming from toilets.

Half Bathroom



SANIFLO®



SANICOMPACT® 43



SANITOP®

Half Bathroom



SANIACCESS® 3



SANIBEST® Pro

Full Bathroom



SANIPRO® XR



SANISLIM®



SANIPLUS®



SANIPACK®

Full Bathroom



SANIACCESS® 3




SANIBEST® Pro

Entire Building




SANICUBIC® 1



SANICUBIC® 2 Classic

Entire Building



SANICUBIC® 2 Classic



SANICUBIC® 2 XL

FIND
OUT MORE

Contact SANIFLO® today on +27 (0)21 286 0028
or visit www.saniflo.co.za for more info.